

Name: _____

COMPOUND WORDS

Draw a line to match two words together to create a new word.




sun



man



snow



fish



jelly



chair



arm



brush



tooth



flower

COMPOUND WORDS

Circle the correct end word to make a new compound and re-write in its new form:

sun



mail



rain



arm



snow



scare



star




cup



light



pop



foot



sea



finger



wheel



honey


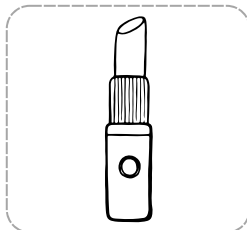


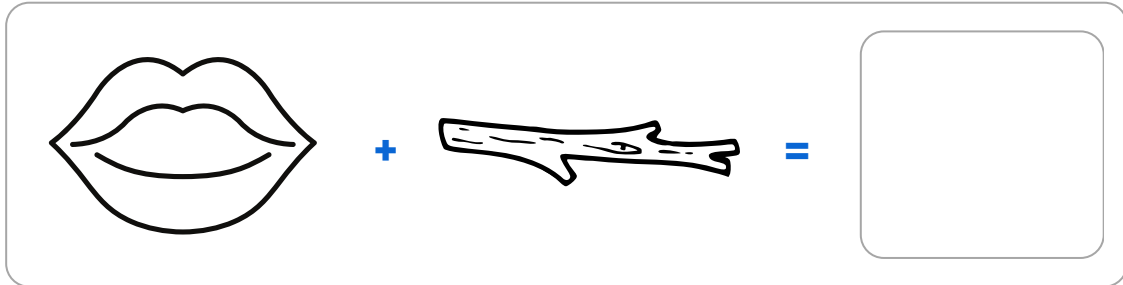




Name: _____

Class: _____

Compound words

Guess the compound word. Paint, cut and paste them where corresponds



Name :

Class :

Compound Words

Use a word from the word box below to make a compound word. The picture is a clue.

flake

ball

fly

book


cage

fish


base + =




butter + =



bird + =



gold + =



note + =



snow + =

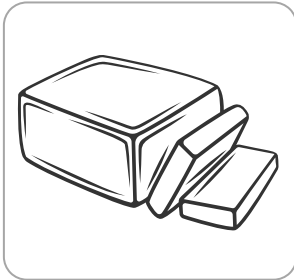


Name: _____


Class: _____

Compound words


Look at the images and make up the words



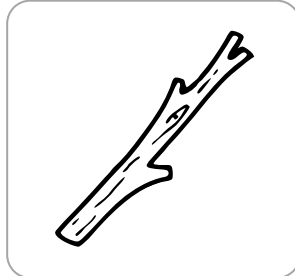
+



=




+




=




+



=




+



=



+




=


Forming Compound Words



Combine the name of two pictures to form compound words.



rainbow



We can form compound words by combining two different words.

Name :

Class :

Compound Words

Use a word from the word box below to make a compound word. The picture is a clue.

cake

paste

paper

berry

ball

plane

air

+

.....

=

.....



straw

+

.....

=

.....



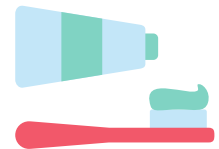
tooth

+

.....

=

.....



basket

+

.....

=

.....



news

+

.....

=

.....



pan

+

.....

=




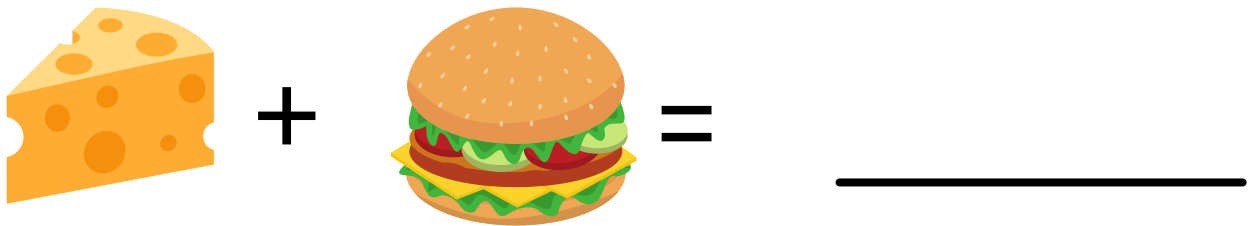
.....



Name: _____

COMPOUND WORDS

Create a new word by joining two single words together.



Name:

Class:

Farm Animals

Reading Comprehension

Instructions: Read the passage below. Based on the story, answer the questions given.

Horses are farm animals.
They live in a stable.
They are fast and strong.
Horses eat hay and grass.
Humans ride horses.
Horses help people feel better.
Horses like to be petted and groomed.



1 Where do horses live?

2 What do horses like to eat?

3 What are some characteristics of horses?

Name:


Class:

Farm Animals

Reading Comprehension

Instructions: Read the passage below. Based on the story, answer the questions given.

Cows are farm animals.
They eat hay and grass.
Cows have big eyes and
are gentle.
A young cow is called a
calf.
Cows give milk to people.
People also like to eat
cows' meat.



1 What is a young cow called?

2 What do cows give us?

3 What do cows eat?

Name:


Class:

Farm Animals

Reading Comprehension

Instructions: Read the passage below. Based on the story, answer the questions given.

Sheep are farm animals.
They give wool and milk.
Sheep eat grass and hay.
Sheep like to be together.
Sheep have soft and fluffy coats.
Sheep provide wool for clothing.



1 What do sheep give us?


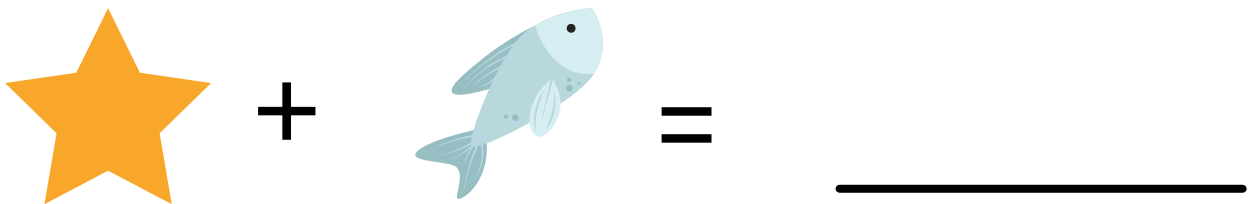


2 Do sheep prefer to be alone or together?

3 What are some characteristics of sheep's coats?

Name: _____

COMPOUND WORDS

Create a new word by joining two single words together.



Name: _____

COMPOUND WORDS


Draw a line to match two words together to create a new word.




drum



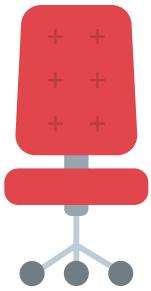
dog



hot



bow



seat



stick



rain



house



light





belt

Name: _____

Date: _____

FAMILY MEMBERS

CROSSWORD PUZZLE



Name: _____

Compound Words

Use the words from the box below to complete the compound words.

hopper

book

light

mate

bus

note _____



school _____



grass _____



play _____



flash _____



NAME

TEACHER

CLASS

DATE

LETTER MIX-UP!

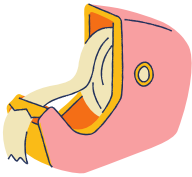
Unscramble the letters to spell the words correctly



c k l c o



o l b e g



a t p e



s o e s h




n t a i p



a l e d m



p l p e a



s i p n

Name: _____


Date: _____

Ending consonants

Say the name of each picture and colour the letter of the ending sound.




b d t



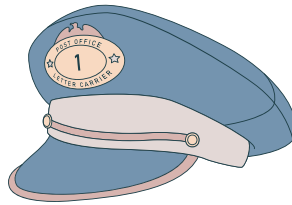
p g r




f k d



c f t




t r s




m n l



n g p



j k h



q s t


Name: _____

Class: _____

Beginning-ending sounds

Short e

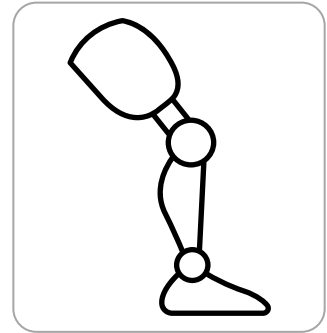
Look at the images and complete the words with the beginning and ending sounds of each word.



○ e ○




○ e ○




○ e ○



○ e ○




○ e ○




○ e ○



○ e ○



○ e ○




○ e ○

Name: _____

Class: _____

Beginning sounds


Look at the pictures and complete the words with the missing letters.




A T



E E



U N



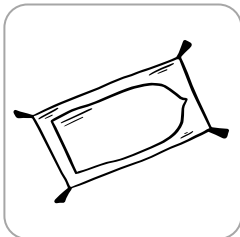
I G




U P




A P



U G




E B



A T



O T



A T




A M

Name: _____

Class: _____

Syllables counting

Say the words out loud, count the syllables and paint the corresponding circles.




Ladder



Bus




Bucket




Guitar




Umbrella




Cat



Alligator



Hat



Pig




Name: _____

Class: _____

Beginning blends


Look at the images and paint the option that matches the beginning of the word.
Then, color the images.



BL

TR


GR



GR

CR


WR



BL

DR


SP



WR

BL


SN



DR

FR

TR



FL

PL

SP



FL

TR


BL



BL

CL


SP



CR

FL


TR



PL

BL


SN



PL

SP

TR



SN

PL

FR

Name:

Date:

R-Blends

Complete each word with a blend from the word boxes..

tr

fr

cr

br

gr

dr




og



uck



own



ab



um



een



ink



ass



own