

Name: _____

Class: _____

Fall patterns

Cut and paste in each box the right element to complete the pattern.
















Name: _____

Date: _____

Autumn Patterns

Can you complete each autumn pattern? Cut and glue




Name: _____


Class: _____

Count and Match


Circle the correct number of images




4 7 10



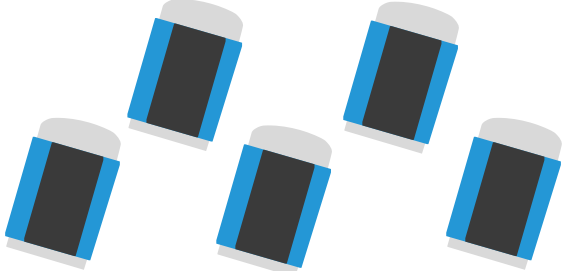
4 6 8




5 3 9



0 1 2



2 9 5






9 5 8







Name: _____








Date: _____

How many?






Count the autumn objects and write the numbers (1-10) in the boxes.












	
	
	














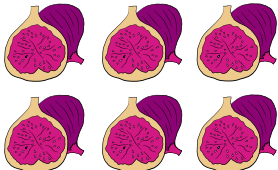
	
	
	

Simple Addition

Let's count and add the shapes together! Write the number of shapes in the empty box on the right.




	+		=	
	+		=	
	+		=	
	+		=	
	+		=	
	+		=	
	+		=	

Name: _____

Date: _____

How many?

Count the autumn objects and write the numbers (1-10) in the boxes.




Name: _____

date: _____













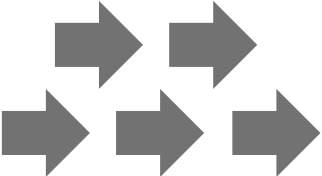
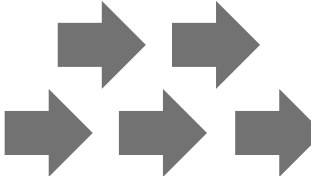
Autumn Leaves Matching





Connect the leaves with their mirror image.







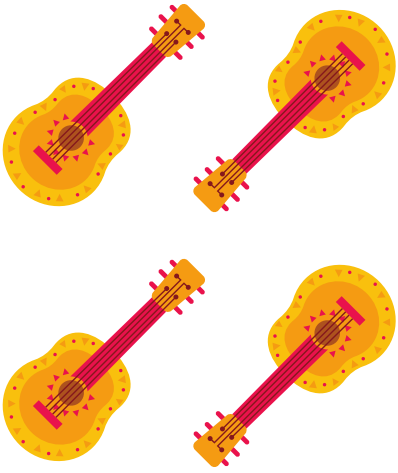



Simple Addition





Let's count and add the shapes together! Write the number of shapes in the empty box on the right.





	+		=	<input type="text"/>
	+		=	<input type="text"/>
	+		=	<input type="text"/>
	+		=	<input type="text"/>
	+		=	<input type="text"/>
	+		=	<input type="text"/>
	+		=	<input type="text"/>



Let's count in Autumn!


Count and write your answers in the boxes below




Name: _____


Let's Count!

Count the objects and write the number on the blank.




















Name: _____

Date: _____




Autumn Counting

Count and write the number of autumn elements you see

 <input type="text"/> <input type="text"/>	 <input type="text"/> <input type="text"/>	 <input type="text"/> <input type="text"/>
 <input type="text"/> <input type="text"/>	 <input type="text"/> <input type="text"/>	 <input type="text"/> <input type="text"/>
 <input type="text"/> <input type="text"/>	 <input type="text"/> <input type="text"/>	 <input type="text"/> <input type="text"/>

AUTUMN PUMPKIN

Color the pumpkin using shades of orange, brown and green.



Name

Teacher

Class

Date

Apple Subtraction


Solve the subtraction by crossing out the numbers to be subtracted. Write the answers on the line.



$5 - 2 =$



$3 - 2 =$






$4 - 1 =$


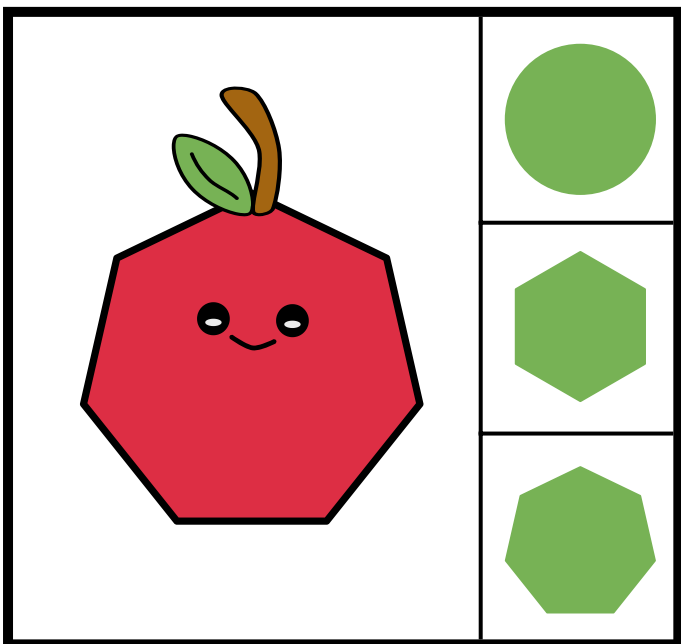
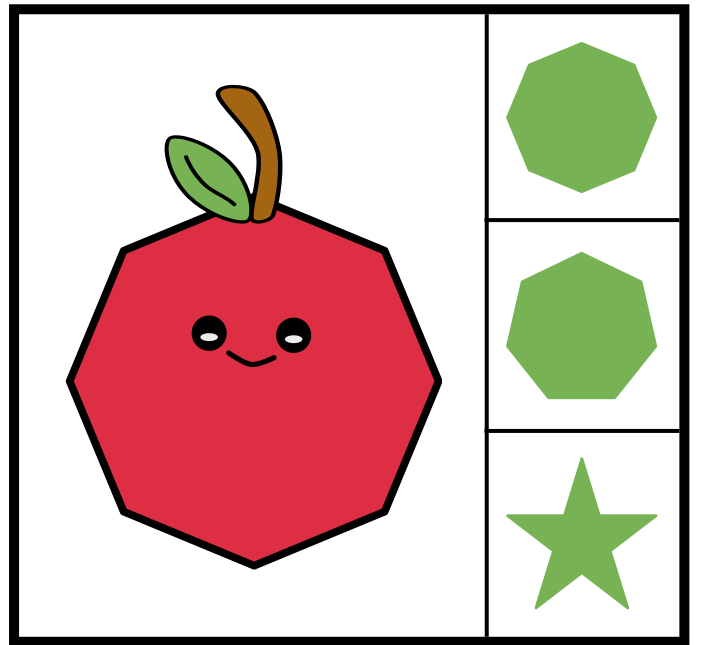
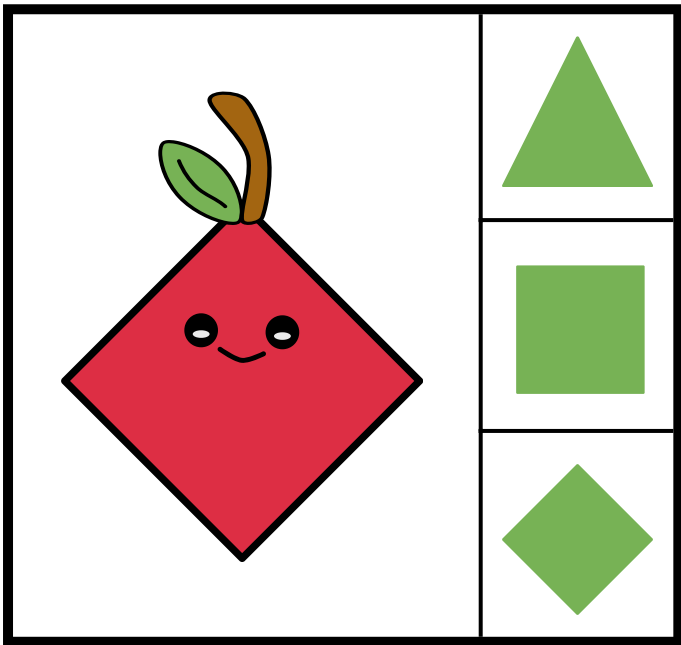
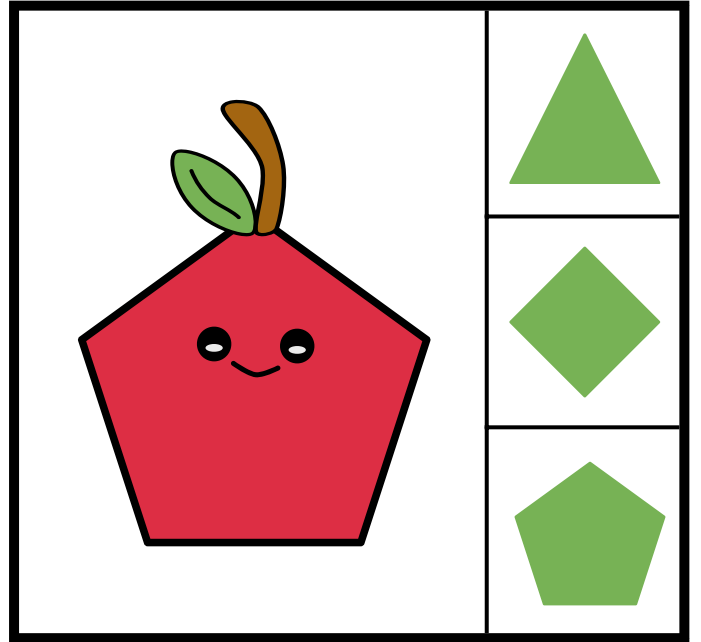
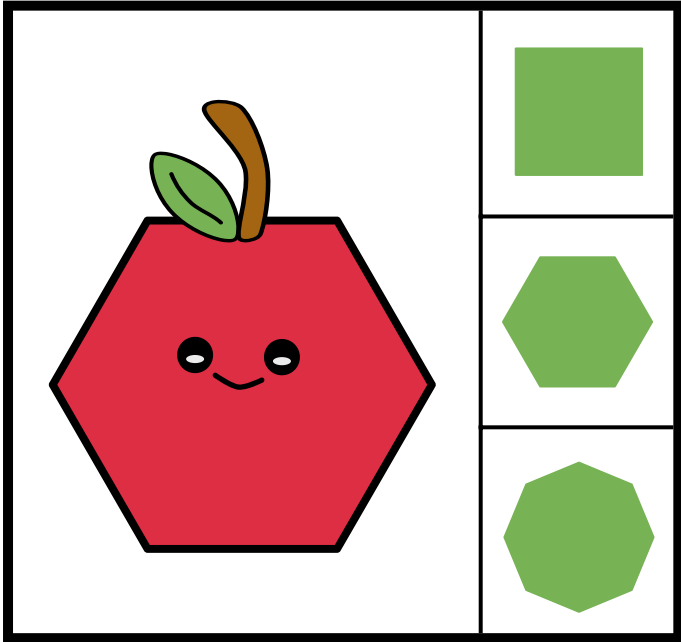


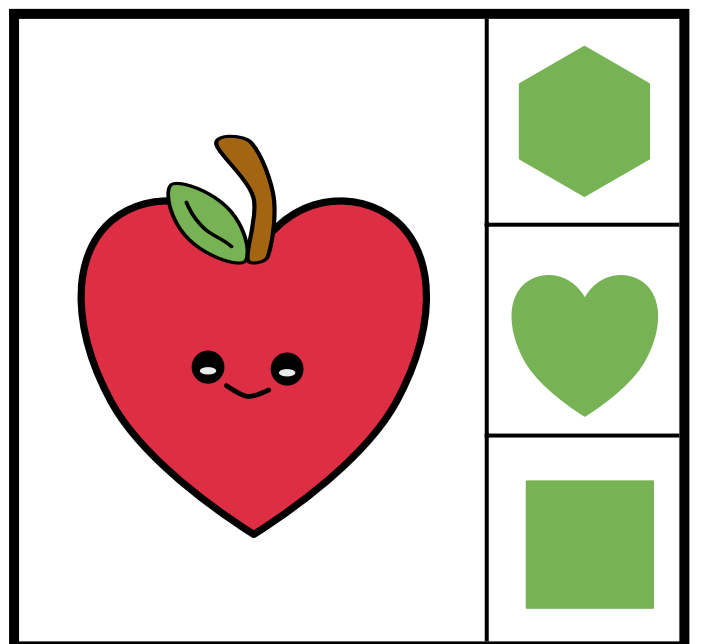




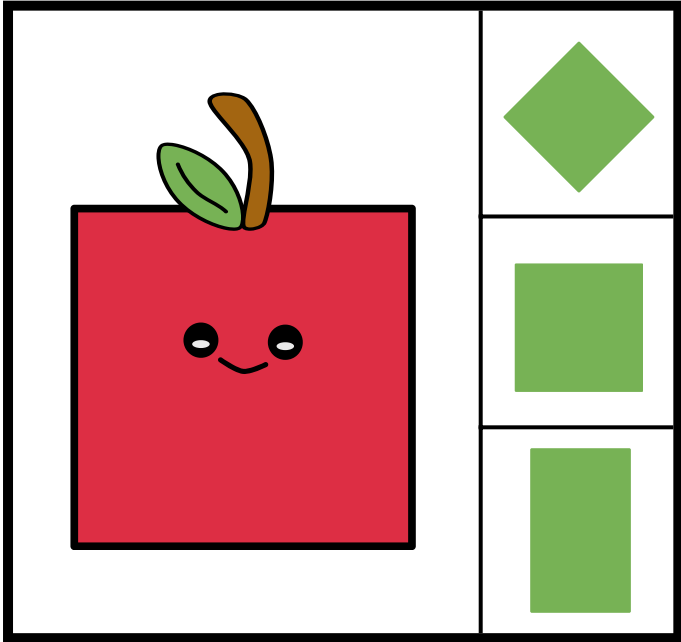
$3 - 1 =$




$5 - 1 =$








Apples in a Basket Counting Worksheet



1

2


3



3

4


5



5

9

7



7

2

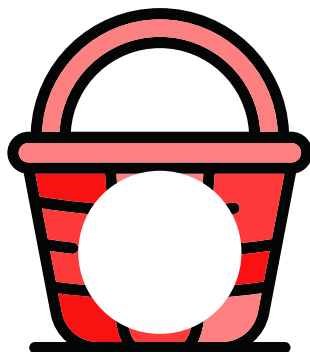

8

Name: _____

Date: _____

COUNT THE APPLES

Count the apples and write their number on the correct basket.
Circle the basket with the most apples.



Name: _____ Class: _____

Find the Same Shapes

Look at the shapes of each fruit. Find the shapes on the right that match. Draw a line to connect each match.

