

Match the numbers.


Draw lines to connect the numbers.



One



Two



Three



Four



Five



Six



Seven



Eight



Nine



Ten

Counting objects.


Count, then write the numbers.



1 bag




...books



...pencils




...rulers




...pens



...erasers




...sharpeners




...scissors

Counting objects.

Count, then write the numbers.



 = 1

 = ...

 = ...

 = ...

 = ...




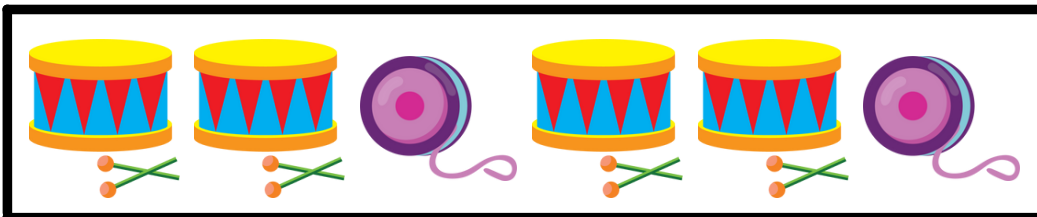






 = ...

Name _____

Date _____

AAB PATTERNS

Look at the patterns below. Cut out the images at the bottom.
Paste the image that comes next in each pattern.




Name:

Class:


Count and Color

Color the fruit based on the given numbers


5




3




7




6




9











8

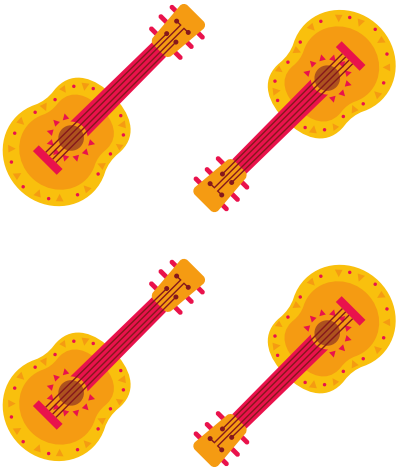









4








	
	
	

Name: _____


date: _____

Spring Counting


How many elements do you count?




3 2 4 1



1 5 3 7



7 8 9 6



5 4 6 9

Before and After

Write the numbers before the numbers into the boxes.

<input type="text"/>	←-----	8	-----→	<input type="text"/>
----------------------	--------	----------	--------	----------------------

<input type="text"/>	←-----	5	-----→	<input type="text"/>
----------------------	--------	----------	--------	----------------------

<input type="text"/>	←-----	3	-----→	<input type="text"/>
----------------------	--------	----------	--------	----------------------

<input type="text"/>	←-----	7	-----→	<input type="text"/>
----------------------	--------	----------	--------	----------------------

<input type="text"/>	←-----	9	-----→	<input type="text"/>
----------------------	--------	----------	--------	----------------------


<input type="text"/>	←-----	6	-----→	<input type="text"/>
----------------------	--------	----------	--------	----------------------

Name :


Score :

Fish in the Jar


Circle the correct number to match the number of fish inside the jar.




- 4
- 5
- 6




- 5
- 6
- 7




- 2
- 3
- 4



- 1
- 2
- 3















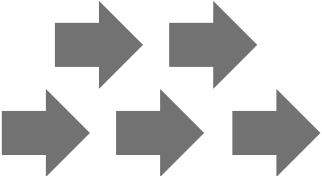
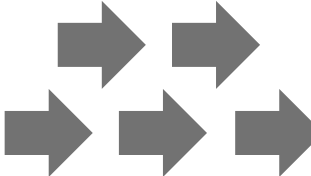
- 7
- 8
- 9



- 5
- 6
- 7


Simple Addition

Let's count and add the shapes together! Write the number of shapes in the empty box on the right.

	+		=	<input type="text"/>
	+		=	<input type="text"/>
	+		=	<input type="text"/>
	+		=	<input type="text"/>
	+		=	<input type="text"/>
	+		=	<input type="text"/>
	+		=	<input type="text"/>

Name: _____

Date: _____



Instruction: Subtract the following and write your answer in the box below.

$$\begin{array}{c} \text{Apple} \\ \text{Apple} \\ \text{Apple} \end{array} - \begin{array}{c} \text{Apple} \\ \text{Apple} \end{array} = \boxed{}$$

$$\begin{array}{c} \text{Sandwich} \\ \text{Sandwich} \\ \text{Sandwich} \\ \text{Sandwich} \end{array} - \begin{array}{c} \text{Sandwich} \\ \text{Sandwich} \end{array} = \boxed{}$$

$$\begin{array}{c} \text{Taco} \\ \text{Taco} \\ \text{Taco} \\ \text{Taco} \\ \text{Taco} \\ \text{Taco} \end{array} - \begin{array}{c} \text{Taco} \\ \text{Taco} \\ \text{Taco} \end{array} = \boxed{}$$

$$\begin{array}{c} \text{Cookie} \\ \text{Cookie} \\ \text{Cookie} \\ \text{Cookie} \end{array} - \begin{array}{c} \text{Cookie} \end{array} = \boxed{}$$

$$\begin{array}{c} \text{Donut} \\ \text{Donut} \\ \text{Donut} \\ \text{Donut} \\ \text{Donut} \\ \text{Donut} \\ \text{Donut} \\ \text{Donut} \end{array} - \begin{array}{c} \text{Donut} \\ \text{Donut} \\ \text{Donut} \end{array} = \boxed{}$$




$$\begin{array}{c} \text{Chicken} \\ \text{Chicken} \end{array} - \begin{array}{c} \text{Chicken} \end{array} = \boxed{}$$

Name: _____

Date: _____

How many?


Count the autumn objects and write the numbers (1-10) in the boxes.



Name: _____

Date: _____

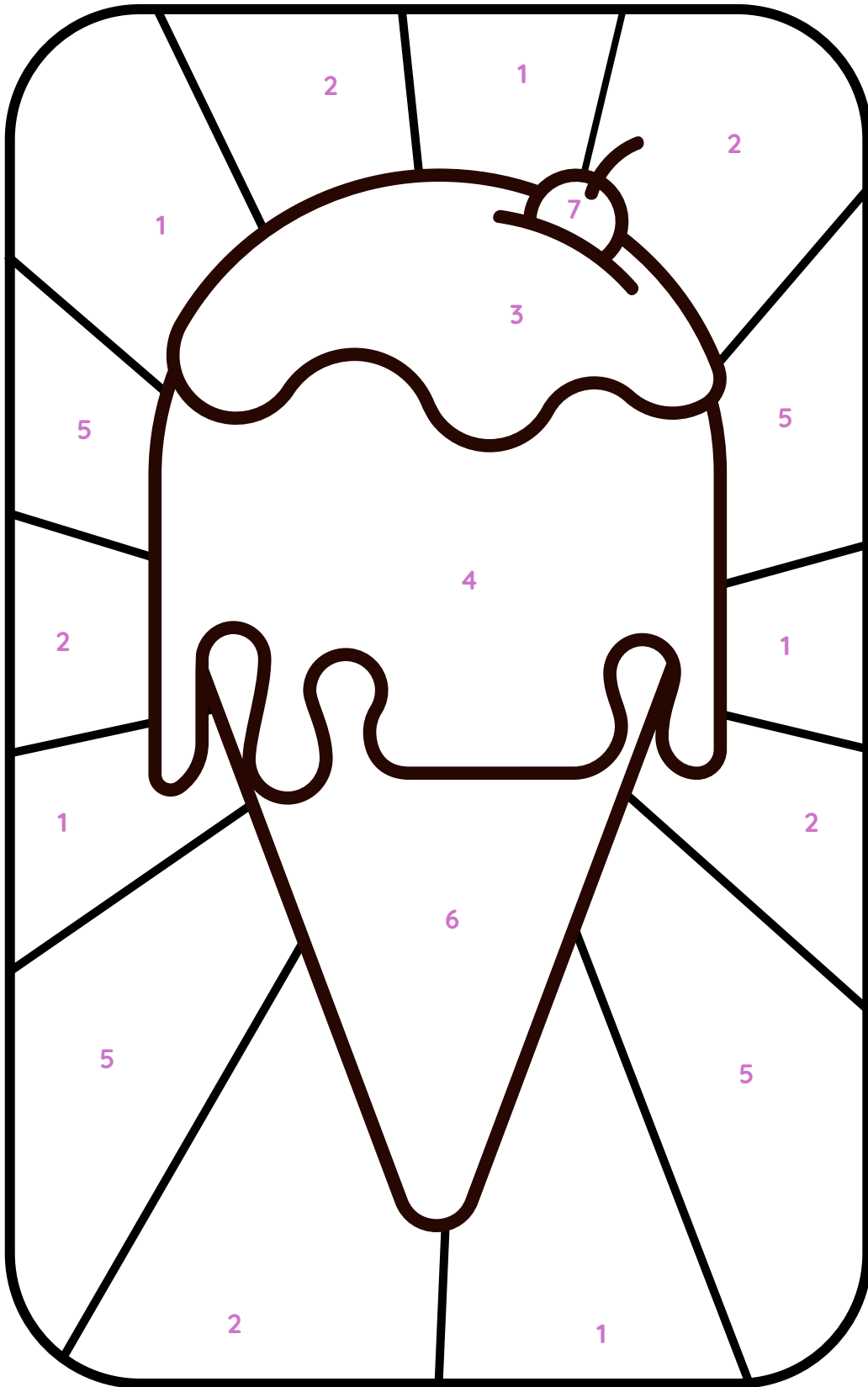
COLOR BY NUMBER



Name: _____

Date: _____

COLOR BY NUMBER





Name: _____


Date: _____


APPLE MATH


Finish the exercises and write the answer in the apple.


$7+1=$ 


$1+2=$ 


$5+3=$ 


$6+2=$ 


$2+0=$ 


$3+4=$ 


$5+0=$ 


$3+1=$ 


$5+2=$ 


$9+0=$ 


$4+4=$ 


$3+4=$ 


$2+4=$ 


$5+5=$ 


$1+3=$ 


$3+1=$ 

$4+6=$ 

$3+4=$ 

$2+6=$ 

$3+3=$ 

$2+6=$ 

MENTAL MATH

ADDITION AND SUBTRACTION: SET 1

Name: _____ Class: _____

Learning goal: Practice your mental arithmetic skills.

$13 - 7 =$

$12 + 5 =$

$13 + 9 =$

$21 - 2 =$

$12 + 13 =$

$22 - 7 =$

$16 - 11 =$

$11 + 9 =$

$16 + 8 =$

$10 - 7 =$

$3 + 18 =$

$15 - 6 =$

$15 - 9 =$

$23 + 15 =$

$12 + 19 =$

$27 - 11 =$

$7 + 15 =$

$22 - 5 =$

$13 - 8 =$

$31 + 4 =$

$23 + 4 =$

$21 - 11 =$

$15 + 7 =$

$11 - 7 =$

$25 - 19 =$

$32 + 7 =$

$22 + 9 =$

$12 - 7 =$

$13 + 9 =$

$22 - 4 =$

$23 - 8 =$

$3 + 26 =$

$23 + 6 =$

$21 - 10 =$

$5 + 19 =$


$12 - 8 =$

Name: _____


Class: _____

Finger addition

Count the fingers, fill in the boxes and complete the additions.




+




=

+ =




+




=

+ =




+




=

+ =




+




=

+ =




+




=

+ =




+




=

+ =




+




=

+ =



+

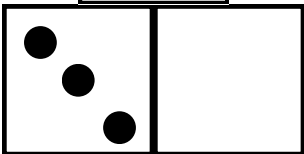
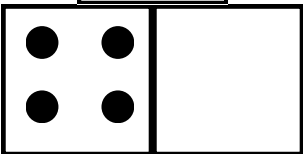
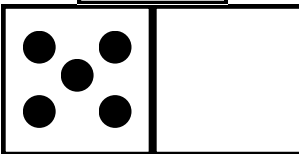


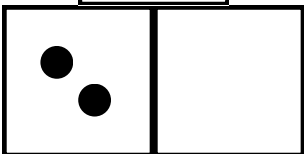
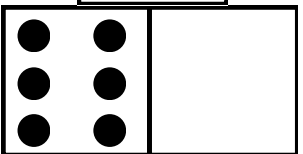
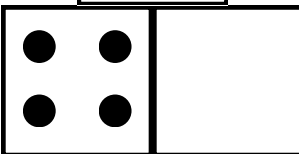
=

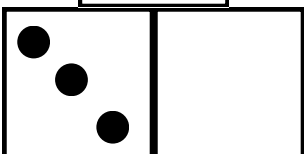
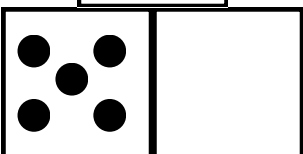
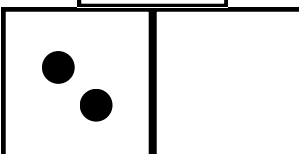
+ =

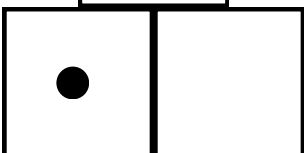
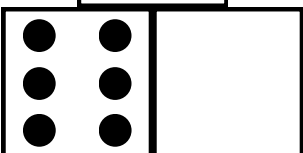
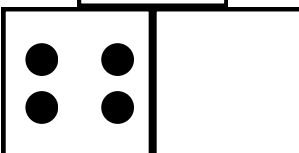
Addition

Fill the right number box with the number on the dice

5	7	9
		

4	7	8
		

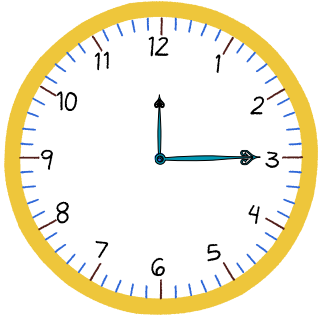
6	8	8
		

6	9	5
		

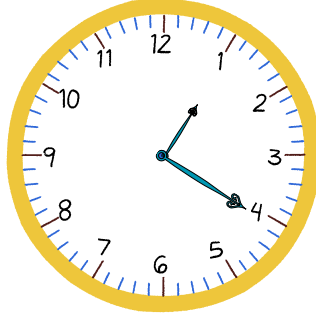
Name _____

TELLING TIME

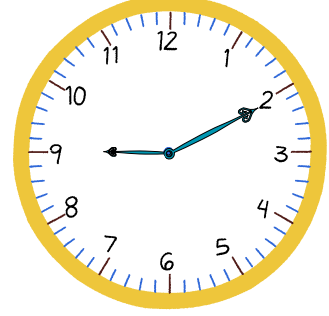
Write the time below each clock.



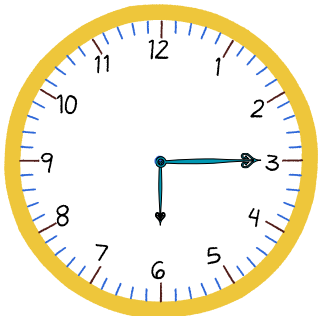
•
•



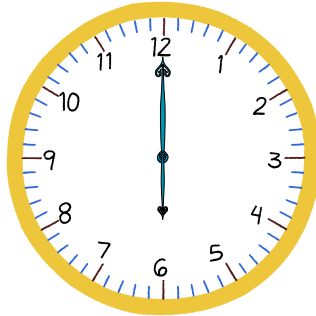
•
•



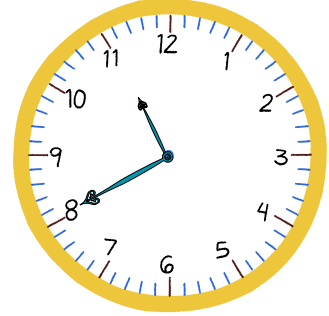
•
•



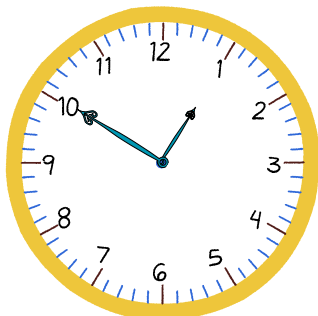
•
•



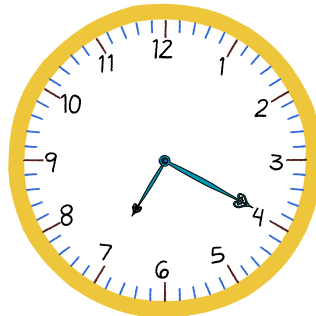
•
•



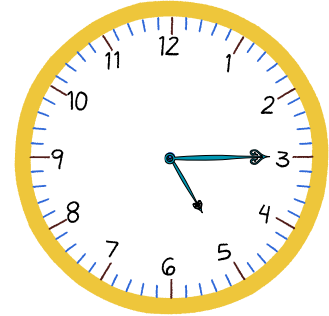
•
•



•
•



•
•



•
•

Name: _____

Date: _____

LET'S COUNT MONSTERS!

Count and write your answers in the chart below

